

BSH Group is a Trademark Licensee of Siemens AG

**Corporate Showroom and Experience Centres:**

**Mumbai:**  
BSH Household Appliances Manufacturing Pvt. Ltd.  
Arena House, 2<sup>nd</sup> Floor, Main Building,  
Plot No. 103, Road No. 12,  
MIDC, Andheri, Mumbai - 400093, India.

**Bangalore:**  
BSH Household Appliances Manufacturing Pvt. Ltd.  
No - 8, GF, 15<sup>th</sup> Cross, 6<sup>th</sup> Phase,  
J P Nagar, Bangalore - 560 078, India.

**Delhi NCR:**  
BSH Household Appliances Manufacturing Pvt. Ltd.  
NIIT, Tapasya Building, 2<sup>nd</sup> Floor,  
Plot No - 5, EFGH, Sector 126, Greater Noida,  
Expressway, Noida - 201 313, UP India.

**Chennai:**  
BSH Household Appliances Manufacturing Pvt. Ltd.  
4<sup>th</sup> Floor, South Towers, KRM Plaza,  
Harrington Road, Chatpat, Chennai - 600031, India.

**Kolkata:**  
809-810, Advantz Infinity,  
Sector 5, Salt Lake,  
Kolkata - 700091.

**Hydrabad:**  
6 square, 1st floor,  
Madhura Nagar colony, Gachibowli,  
Hydrabad - 500032.

Siemens toll free number - 1800 209 1850  
(Monday to Saturday: 8am to 8pm)

Valid from 1<sup>st</sup> Feb, 2026.

[www.siemens-home.bsh-group.in](http://www.siemens-home.bsh-group.in)

**Important Note:**  
Certain appliances shown in this catalogue may not be available in India. Model number and specifications are for reference only and subject to change without prior notice. Please contact your local Siemens dealer for more information.

BSH Household Appliances Manufacturing P. Ltd. reserved the right to change specifications without notice in the interest of technological progress. After every effort has been made to ensure that all specifications and descriptions are correct at the time of going to press the manufacturer shall not be regarded as liable for any errors or omissions. In the event of any discrepancy between the actual product and the description, the manufacturer shall not be held liable. We recommend you to a Siemens dealer to confirm that specifications and details are to your satisfaction.

All descriptions and illustrations are provided for guidance only. For additional technical information, visit our online and application details, please refer to the instruction manuals supplied with the appliance.

All rights reserved. No part of this publication may be reproduced in any form by any means without the prior written permission of BSH Household Appliances Manufacturing P. Ltd. (BDE)

**SIEMENS**

Siemens Home Appliances



**SIEMENS**

Your next-level  
cooking experience  
elevated by intelligence



Siemens Price List  
Effective 1<sup>st</sup> Feb 2026

Siemens Home Appliances



For a century, Siemens has been shaping the way you cook and live at home. In 2026, we celebrate 100 years of oven innovation – a journey that began in 1926 with the People's Cooker, a pioneering invention that transformed kitchens and redefined everyday cooking.

#### A century of visionary progress

Since its founding in 1847, Siemens has stood for inventive spirit, openness, and a deep understanding of people's needs. As electricity spread into German homes in the 1920s, Siemens recognised an opportunity to make daily life easier and safer. In 1926, the company introduced the People's Cooker, featuring the first "baking tube" – a tube with a heating coil. For the first time, families could prepare their Sunday roast electrically, without wood or coal. This marked the birth of Siemens ovens and the beginning of a new era in home cooking.

Over the decades, Siemens has continued to set benchmarks in technology and design. From the first-ever universal built-in cooker in 1962, who marked a milestone in the evolution of the modern kitchen, over the revolutionary pyrolytic self-cleaning function, introduced in the 1970s, or the launch of Europe's first compact combination of microwave and conventional oven in 1984, to today's ovens with integrated cameras and AI-powered functions, Siemens ovens have been a trusted partner in millions of households.

And as we step into the next century of oven evolution, the mission remains clear: to push boundaries, ask bold questions, and craft intelligent innovations that shape the future of cooking – making life at home more enjoyable, connected, and inspiring.  
Siemens Home Appliances

100 years of Siemens ovens

# Crafting intelligent

100  
Years  
Siemens Ovens



# innovations since 1926

# A design that takes your breath away.

# With fresh air guaranteed at all times.



**A perfect shape: For a perfect airflow.**  
Seamlessly integrated and rising only when required, glassdraftAir combines refined design with Guided Air technology to ensure precise, quiet extraction and a clear, open kitchen experience.



**Colour becomes atmosphere: emotionLight Pro.**  
More than decoration, emotionLight Pro lets you set coloured accents to match your mood or kitchen ambience. Choose from nine presets or create your own via the Home Connect app.



**Attuned to each other: cookConnect and climateControl sensor.**  
Hob and hood work in sync, activating automatically and adjusting extraction precisely to steam and odours.



**Easy maintenance**  
Easy to clean, dishwasher suitable grease filters that can be accessed at the touch of a button.



**LD98WMM66\***

Rs. 4,89,000

- 90cm • Glass Downdraft • IQdrive
- Touch Control • emotionLight Pro
- Air quality sensor with cookConnect system
- voiceControl with Alexa
- Guided Air: air curtain ensures powerful and quiet extraction • 3 speeds • 2 intensive-speed setting • 83.3 m<sup>3</sup>/h • 41 dB
- Saturation Indicator; high quality filter cassette with integrated metal grease filter, dishwasher safe. Odor filter (Via Accessory)
- Dimensions (HxWxD):  
70.9 cm x 91.2 cm x 14 cm
- Built-in dimensions (HxWxD):  
70.3 cm x 85.4 cm x 12.3 cm



**EX977NXV6E\***

Rs. 2,29,000

- 90 cm
- Resinfection
- 3 flex zones with powerMow Plus function
- Blue dual LightSlider with touch control
- cookConnect system
- 17 power levels • powerBoost function
- quickStart and restart function
- HygieneSensor Plus with 5 temperature settings
- Wipe protection function • Residual heat indicator
- Childproof lock • Safety switch off
- Appliances Dimensions (HxWxD):  
5.1cm x 91.2cm x 52cm
- Required cabinet Dimensions (HxWxD):  
5.1cm x 88cm x (49-50)cm



**HZ9VDSB1**

Flat duct, 90°, horizontal



**HZ9VDSB2**

Flat duct, 90°, vertical I



**HZ9VDS10**

Adapter duct, Ø 150 mm, round flat



**HZ9VDS11**

Adapter duct, Ø 150 mm, 90°, round flat



**HZ9VDSM1**

Flat Duct 500mm Male



**HZ9VDSM2**

Flat Duct 1000mm Male



**HZ9VDS51**

Flat duct, 240 mm, connector sleeve female



**LZ21WW17**

Clean Air Plus redirection kit



**LZ21WWJ12**

Long life redirection kit



**LZ21WWM11**

Installation accessory



**LZ29WWY12**

Installation accessory, 680 mm



**LZ31WWX11**

Adapter duct, Ø 150 mm, 90°, round flat



**LZ31XXX11**

Round duct, Ø 150 mm, aluminum



**HZ9TY010**

teppan yaki, 340 mm

For models:  
E357/NXV6E



**HZ390522**

Gridde plate, 1/0 mm

For models:  
E307/NXV6E

Accessories

Glass Draft (LD98WMM66) and Induction Hob (EX977NXV6E) are exclusively compatible with each other as a recommended combination.

# Kitchen design

with no limits

The perfect symbiosis of cooktop, ventilation and inspiration.

The InductionAir System combines two great appliances: a flexInduction Cooktop and the revolutionary new integrated ventilation. Thanks to this space-saving concept, you can enjoy more freedom and create a kitchen based on your personal vision. And when this vision has become reality, the exciting part only begins. Your daily cooking experience will also be more convenient and enjoyable.

#### Designed to impress

The design of the InductionAir System reflects a deep understanding of the modern kitchen concepts. Cooktop and ventilation merge into one appliance that is both refined and eye-catching. Above all, the ventilation keeps in line with the design of the cooktop and its user interface: complex in its look, yet simple in the execution.

#### Pays attention to your pans: fryingSensor Plus

Sensors in the cooktop measure the pan's temperature. Once a desired heat level has been reached, you receive a signal and the pan stays at that very level. Without a timer and searching, you always get the best results.

#### Installed to save space

The InductionAir System is easy to install and doesn't require much room inside the lower cabinet of your worktop to allow you to install standard drawers. This way, you will keep necessary storage space for your cutlery and other kitchen essentials. Whatever you plan to do with your kitchen, the InductionAir System will make it possible.

#### Powerful and quiet: iQdrive motor

The iQdrive motor is always up to the task of removing unpleasant kitchen odours. Thanks to its brushless mechanism, the motor is unbelievably long-lasting, efficient and quiet.



EX875LX67E

Rs. 4,38,990



- 80cm
- Induction Hob with Integrated Ventilation System
- 2 Flex Zones with powerMove function
- Dual LightSlider Touch Control
- climateControl sensor for adjusting ventilation power level automatically
- quickStart and restart function
- childProof lock

- Stainless steel grease filter
- Cast Iron air inlet grid, 700mm
- Saturation Indicator, grease filter and charcoal filter
- Appliances Dimensions (HxWxD): 19.8cm x 81.2cm x 5.2cm
- Required cutout size (HxWxD): 19.8cm x 78cm x 49cm

#### Accessories



HZ9VDS52

Flat duct, connector sleeve female



HZ9VEDU0

Acoustics filter, 194 mm, 4 pieces



HZ9VDSB4

Flat duct, 90°, vertical S



HZ9VDSM2

Flat Duct 1000mm Male



HZ9VDS51

Flat duct, 240 mm, connector sleeve female



HZ9VDSB1

Flat duct, 90°, horizontal



HZ9VDSM1

Flat Duct 500mm Male



HZ9VDSI1

Adapter duct, Ø 150 mm, 90°, round flat



HZ9VDSI0

Adapter duct, Ø 150 mm, round flat



HZ9VDSB3

Flat duct, 90°, vertical M



HZ9VDSB2

Flat duct, 90°, vertical L



HZ9VRPD1

Fifth Diffuser



HZ390522

Griddle plate, 370 mm



HZ9TY010

Teppan yakhi, 340 mm

## Intelligent Gas Hobs Comfort that follows your flame

The iQ700 gas hob includes hob-hood connectivity features that make cooking more seamless and intuitive. For example, when you fire up the hob the hood turns on automatically and you can easily adjust the hood's light and power level, and set the timer, directly on the hob's touch display. With Siemens home appliances, connectivity goes beyond convenience. It also gives you peace of mind, knowing you can check on your hob from anywhere and get streamlined support via the Siemens Home Appliances app.



Intelligent  
hood automatic

**Intelligent hood automatic:** intelligently connected for ultimate control. The hood adjusts its fan level to match the size of the flames.



cookConnect  
system

**cookConnect system:** control your hood from your hob. Adjust the power and lighting on the hob or via Siemens Home Appliances app.



Illuminated  
& Detachable  
knobs

**Illuminated & Detachable knobs:** turn convenience all the way up. Clean quickly and easily with no hard-to-reach areas.



stepFlame  
Technology

**stepFlame-technology:** No more guessing, say hello to precision. Nine precise flame levels for accurate heat control-cook with confidence and creativity

**ER9A6SH40I\***

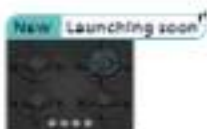
Rs. 1,71,000

- 90cm • Black Tempered glass with 5 burners
- Dual wok burner: Go from simmer to stir fry on one burner • stepFlame technology
- cookConnect: Control your hood from your hob
- Intelligent hood automatic: intelligently connected for your convenience
- Detachable and illuminated metallic sword knobs • Digital display keeps you informed about the chosen power level at a glance
- Touch display: Control with the touch of a finger
- Cast iron pan supports • Flame Failure Device
- Appliances Dimensions (HxWxD): 4.5cm x 91.5cm x 57cm
- Required cutout size (HxWxD): 4.5cm x 85cm x 49-50cm

**ER9A5R190I**

Rs. 1,15,000

- 90cm
- Stainless steel with 5 burners
- Dual wok burner: Go from simmer to stir fry on one burner.
- Detachable metallic sword knobs
- stepFlame technology
- Cast iron pan supports • Flame Failure Device
- Appliances Dimensions (HxWxD): 4.2cm x 91.5cm x 57cm
- Required cutout size (HxWxD): 4.5cm x 85cm x 49-50cm

**EP6A6H110I**

Rs. 85,000

- 60cm
- Black Tempered glass with 4 burners
- Detachable metallic sword knobs
- Wok at right rear
- stepFlame technology
- Cast iron pan supports
- Flame Failure Device
- Appliances dimensions (HxWxD): 4.5cm x 59cm x 57cm
- Required cutout size (HxWxD): 4.5cm x 56cm x 48-49cm

**ER9A6SD70I**

Rs. 1,64,990

- 90cm
- Black Ceramic glass with 5 burners
- Wok at left
- stepFlame technology
- Cast iron pan supports
- Flame Failure Device
- Appliances Dimensions (HxWxD): 4.5cm x 91.2cm x 57cm
- Required cutout size (HxWxD): 4.5cm x 85-85.2cm x 49-50.2cm

**EP9B6VG20I**

Rs. 88,990

- 90cm
- Black Tempered glass with 5 burners
- 2 Wok burners, 1 medium and 2 small burners
- Sword control knobs
- Cast iron pan supports
- Flame Failure Device
- Appliances Dimensions (HxWxD): 5.4cm x 91.5cm x 57.1cm
- Required cutout size (HxWxD): 4.5cm x 85cm x 49-50.2cm

**EP6A6HB20I**

Rs. 82,990

- 60cm
- Black Tempered glass with 4 burners
- Wok at right rear
- stepFlame technology
- Flame Failure Device
- Appliances dimensions (HxWxD): 4.5cm x 59cm x 57cm
- Required cutout size (HxWxD): 4.5cm x 56-56.2cm x 48-49.2cm

**EC9A5R890I**

Rs. 1,21,990

- 90cm
- Stainless steel with 5 burners
- Wok at centre
- stepFlame technology
- Cast iron pan supports
- Flame Failure Device
- Appliances Dimensions (HxWxD): 4.5cm x 91.5cm x 57cm
- Required cutout size (HxWxD): 4.5cm x 85-85.2cm x 49-50.2cm

**EP9B6FG20I**

Rs. 82,990

- 90cm
- Black Tempered glass with 4 brass burners
- 2 Wok burners, 1 medium and 1 small burners
- Sword control knobs
- Cast iron pan supports
- Flame Failure Device
- Appliances Dimensions (HxWxD): 5.4cm x 91.5cm x 57cm
- Required cutout size (HxWxD): 4.5cm x 85cm x 49-50.2cm

**EC6A5H890I**

Rs. 68,990

- 60cm
- Stainless steel with 4 burners
- Wok at right rear
- stepFlame technology
- Cast iron pan supports
- Flame Failure Device
- Appliances Dimensions (HxWxD): 4.5cm x 58.2cm x 57cm
- Required cutout size (HxWxD): 4.5cm x 56-56.2cm x 48-49.2cm

## Domino Hobs

**EX375FX85I**

Rs. 1,41,990

- 30cm • Reinduction
- reStart function
- quickStart function
- powerMove Plus
- childProof lock safety
- Appliances Dimensions (HxWxD): 5.1cm x 30.2cm x 57cm
- Required cutout size (HxWxD): 5.1cm x 27cm x 49-50cm

**ER3A6AD70I**

Rs. 1,12,990

- 30cm
- Black Ceramic glass hob with brass burner
- stepFlame technology
- Flame Failure Device
- 1 Wok burner
- Appliances Dimensions (HxWxD): 4.5cm x 30.2cm x 57cm
- Required cutout size (HxWxD): 4.5cm x 27cm x 49-50cm

**ER3A6BD70I**

Rs. 1,05,990

- 30cm
- Black Ceramic glass hob with 2 burners
- stepFlame technology
- Flame Failure Device
- 2 burners
- Appliances Dimensions (HxWxD): 4.5cm x 30.2cm x 57cm
- Required cutout size (HxWxD): 4.5cm x 27cm x 49-50cm

## Induction Hobs

**EX675LYC5I**

Rs. 2,08,990

- 60cm • Reinduction hob
- 2 flex zones
- Dual LightSlider touch control
- Reinduction Plus
- flexMotion function
- powerMove function
- tryingSensor Plus
- Appliances Dimensions (HxWxD): 5.1cm x 60.2cm x 57cm
- Required cutout size (HxWxD): 5.1cm x 56cm x 49-50cm

## Hob Accessories

**HZ394301**

Connecting strip

For models:  
ER3A6AD70I, ER3A6BD70I,  
EX375FX85I, EX675LYC5I

**HZ298107**

Wok ring

For models:  
EC9A5R890I, EP9A6H10I,  
ER9A6SH40I

**HZ9TY010**

Teppan yaki, 340 mm

For models:  
EX375FX85I, EX675LYC5I

**HZ390522**

Griddle plate, 370 mm

For models:  
EX375FX85I, EX675LYC5I

Hoods

## The All-New Range of Inclined Hoods



cookConnect System

## Fire up the hob, and the hood turns on automatically

Do you want to bring your cooking to the next level? How about a hob that automatically interacts with the hood? We call it intelligent hood automatic. The hood matches the fan level to the temperature and power of the hob, allowing you to cook from start to finish without ever touching the hood. Simply pair both appliances with the Home Connect app to benefit from this automated cooking feature. Intelligent hood automatic is available on new 90cm hobs in combination with our new inclined hoods.



### Before you cook

Thanks to the cookConnect System, the moment you activate the hob, your hood switches itself on - illuminating your cooking area and matching the extraction rate to the heat level that you have selected.



### During cooking

While cooking, your hob stays in constant communication with the hood. This allows the hood to react to your every move, automatically increasing and decreasing the extraction rate as you add and remove heat from pots and pans. Of course, you can manually adjust the fan speed and change the light settings at any point.



### When you are finished

Once you are done, the hood will switch itself to the automatic afterrun function. You can set the afterrun duration and decide if you want the hood light to stay on or turn off automatically in the Home Connect app.

# Design that leads. Control that listens.



The iQ700 wall-mounted cooker hood redefines kitchen sophistication and performance. With its sleek design and powerful functionalities, it effortlessly elevates your cooking experience. The adjustable features ensure personalized usage, while its contemporary look seamlessly integrates into your kitchen's aesthetic. Voice control adds an extra layer of convenience, making it an indispensable tool for culinary enthusiasts seeking both style and efficiency in their cooking space.

studioLine



**iQdrive motor:**  
The quiet, high-performance motor ensures efficient removal of odours and steam.



**cookConnect system:**  
Use your hob to control your hood's power level and lighting.



**LED light with adjustable light temperature:**  
Optimal visibility for your cooking adventures.



**LC91KLT65-**

Rs. 2,70,000

- 90cm - Inclined hood - iQdrive
- Black glass printed - LED with dimmer function
- Touch Control backlit - emotion light
- Pro with more than 16 million colour options
- Climate control sensor with cookConnect system
- Intelligent hood automatic - intelligently connected for your convenience
- Performance Profiles - tailored extraction at your fingertips - Favourite button - voiceControl with Alexa
- 3 speeds + 2 intensive speed setting
- 100% with + 25 dB - saturation indicator
- 3 x metal grease filter, dishwasher safe, Odor Filter (Via Accessory)
- Exhaust Dimensions (HxWxD):  
85.5 cm - 109.8 cm x 89.0 cm x 44.7 cm
- Re-circulation Dimensions (HxWxD):  
89.2 cm - 118.5 cm x 89.0 cm x 44.7 cm

studioLine Hoods

For Hood LC91KLT65, cookConnect compatible only with Gas Hob 129AC2140





### LF91BUV50I

Rs. 2,25,990

- 90cm Island hood • IQdrive
- 2 Color Zone stainless steel hood
- Soft touch button control with LED display
- climateControl sensor
- 5 Fan speed • 940 m³/h • 50 dB
- LED with dimmer function
- 3 x Multi cassette metal mesh filters; Dishwasher safe
- Saturation Indicator; grease filter and charcoal filter
- Exhaust Dimensions (HxWxD): 74.4cm - 92.4cm x 89.8cm x 60cm
- Re-circulation Dimensions (HxWxD): 74.4cm - 104.4cm x 89.8cm x 60cm



### LC91KLT60

Rs. 2,15,000

- 90cm • Inclined hood • IQdrive
- Back glass printed • LED with dimmer function
- Soft Light • Touch Control backlighting
- climateControl sensor with cookConnect system
- Intelligent hood automatic; intelligently connected for your convenience • Favourite buttons
- voiceControl with Alexa • 3 speeds • 2 Intensive speed setting • 1007 m³/h • 35 dB
- Saturation indicator; 3 x metal grease filter; dishwasher safe; Odor filter (Via Accessory)
- Exhaust Dimensions (HxWxD): 85.5cm - 109.8cm x 89cm x 44.7cm
- Re-circulation Dimensions (HxWxD): 89.2cm - 118.5cm x 89cm x 44.7cm



### LC97KPJ61I

Rs. 1,24,400

- 90cm • Inclined hood • IQ 500 Design
- Touch control • Gesture Control
- LED with dimmer function
- Delay shut off • Saturation Indicator; metal grease filter; dishwasher safe
- 700 m³/h • 59 dB
- 2 Fan • 1 Boost Speed Setting
- Exhaust Dimensions (HxWxD): 75cm x 90cm x 41cm



### LC918UV50I

Rs. 1,22,990

- 90cm • 2 Color Zone stainless steel hood
- IQdrive • LED with dimmer function
- Soft touch button with LED
- climateControl sensor with LED
- 3 x Multi cassette metal mesh filters; Dishwasher safe
- 964 m³/h • 51 dB • 5 Fan Speed
- Exhaust Dimensions (HxWxD): 62.8cm - 95.4cm x 89.8cm x 50cm
- Re-circulation Dimensions (HxWxD): 62.8cm - 106.4cm x 89.8cm x 50cm



### LC97BIP50I

Rs. 1,20,990

- 90cm • IQdrive • 2 Color Zone stainless steel hood • Stainless steel hood
- LED with dimmer function
- Soft touch LED display • 3 x Multi cassette metal mesh filters; Dishwasher safe
- 5 Fan speed • 700 m³/h • 47 dB
- Saturation Indicator; grease filter and charcoal filter
- Exhaust Dimensions (HxWxD): 62.8cm - 95.4cm x 89.8cm x 50cm
- Re-circulation Dimension (HxWxD): 62.8cm - 106.4cm x 89.8cm x 50cm



### LC67KFN60

Rs. 1,45,000

- 60cm • Inclined hood • IQdrive
- Back glass printed • LED with dimmer function
- Soft Light • Touch Control backlighting
- Performance Profiles; Tailored extraction at your fingertips • Favourite button
- voiceControl with Alexa • 3 speeds • Intensive speed setting • 768 m³/h • 39 dB
- Saturation Indicator; 2 x metal grease filter; dishwasher safe; Odor filter (Via Accessory)
- Exhaust Dimensions (HxWxD): 75.3cm - 99.8cm x 59cm x 43.3cm
- Re-circulation Dimensions (HxWxD): 79cm - 108.3cm x 59cm x 43.3cm



### LC97BCP50I

Rs. 1,12,990

- 90cm • IQdrive • Box design wall mounted hood • Stainless steel hood
- LED with dimmer function • Soft touch LED display • 3 x Aluminium mesh filters; Dishwasher safe
- 5 Fan speed • 778 m³/h • 47 dB • Saturation Indicator; grease filter and charcoal filter
- Exhaust Dimensions (HxWxD): 62.8cm - 95.4cm x 89.8cm x 50cm
- Re-circulation Dimension (HxWxD): 62.8cm - 106.4cm x 89.8cm x 50cm



### LC978BK60I

Rs. 1,00,990

- 90 cm • Stainless steel hood
- LED light with dimmer function • Touch control
- 3 speed • 1 Intensive speed Setting • 779 m³/h
- 46 dB • Aluminium grease filter; dishwasher safe
- Exhaust Dimensions (HxWxD): 45 - 83cm x 90cm x 50.5cm



### LC67BCP50I

Rs. 82,990

- 60cm • Stainless steel • IQdrive • Slim Box
- Touch control with LED display • LED with dimmer function • 2 x Aluminium mesh filters; Dishwasher safe
- 5 Fan speed • 650 m³/h • 47 dB
- Saturation Indicator; grease filter and charcoal filter
- Exhaust Dimensions (HxWxD): 62.8-95.4cm x 59.8cm x 50cm
- Re-circulation Dimension (HxWxD): 62.8-106.4cm x 59.8cm x 50cm



### LI97SA531I

Rs. 1,11,990

- 90cm • Telescopic hood • IQdrive
- Soft touch button control with display
- LED lights • 3 x Aluminium mesh filters; Dishwasher safe
- 4 Fan speed • 740 m³/h • 41 dB
- Saturation Indicator; grease filter and charcoal filter
- Exhaust Dimensions (HxWxD): 62.8cm x 89.8cm x 29cm
- Re-circulation Dimensions (HxWxD): 42.6cm x 89.8cm x 29cm



### LI64MA531I

Rs. 62,990

- 60cm • Telescopic hood • IQdrive
- LED softlight with dimmer function
- Soft touch button control with display
- 2 x Aluminium mesh filters; Dishwasher safe
- 4 Fan speed • 420 m³/h • 45 dB
- Exhaust Dimensions (HxWxD): 30.3cm x 59.8cm x 29cm



### LZ11TI14

Clean Air recirculation kit

For models  
LI64MA531I



### LZ12TI14

Clean Air recirculation kit

For models  
LI97SA531I



### LZ10FXJ05

Long life recirculation kit

For models  
LC67BCP50I, LC918UV50I,  
LC97BCP50I, LC97BIP50I



### LZ11CBI14

Clean Air recirculation kit

For models  
LC67BCP50I



### LZ12CBI14

Clean Air Plus recirculation kit

For models  
LC918UV50I, LC97BCP50I,  
LC97BIP50I



### LZ22CBI14

Clean Air Plus recirculation kit

For models  
LI97SA531I



### LZ11KKI16

Clean Air Plus recirculation kit


For models  
LC67KFN60



### LZ11BK16

Clean Air Plus recirculation kit

For models  
LC91KLT60, LC918UV50I

**LZ11BK511**

Long life recirculation kit

For models  
LC91K1360, LC91K1365**LZ16HKG13**

Odour filter

For models  
LC91KP611**LZ12365**Chimney extension, 1500 mm,  
Stainless steelFor models  
LC918UN50L, LC918CP50L,  
LC918P50L**LZ12265**Chimney extension, 1000 mm,  
Stainless steelFor models  
LC918UN50L, LC918CP50L,  
LC918P50L**LZ12385**Chimney extension, 1400 mm,  
Stainless steelFor models  
LF918UN50L**LZ12285**Chimney extension, 1100 mm,  
Stainless steelFor models  
LF918UN50L**LZ12350**Chimney extension, 1500 mm,  
Stainless steelFor models  
LC618CP50L**LZ12250**Chimney extension, 1000 mm,  
Stainless steelFor models  
LC618CP50L**LZ10BXL61**Chimney extension, Back,  
1500mmFor models  
LC670FN60, LC91K1360,  
LC91K1365**LZ10BXX61**Chimney extension, Back,  
1000mmFor models  
LC670FN60, LC91K1360,  
LC91K1365**LZ12530**Extension for mounting kit  
Total height of the channel  
1600 - 2000 mmFor models  
LF918UN50L**LZ12510**Extension for mounting kit  
Total height of the channel  
1100 - 1500 mmFor models  
LF918UN50L**LZ49200**

Installation accessory

For models  
LF91SA5311

Ovens

# Intelligently made to expand your culinary horizons

The oven is the most important piece of cooking equipment in the kitchen. Siemens ovens allow you to cook with all your senses. Designed to impress, these technologically advanced ovens cut down your work and expand your cooking options, they open up new possibilities. Try, for example, our models that steam cook or have microwave functions. These models come in a range of shapes and sizes to fit into your individual design concept. Be it baking, roasting, grilling or even steaming, unleash your creativity with Siemens ovens and enjoy perfect results every time. So, experience the ease of healthy cooking and baking with Siemens and get more time for family and friends.



# Detects and perfects up to 100 dishes

The **iQ700** oven with AI food recognition



#IntelligenceThatDelights

studioLine



Individual Browning  
with camera  
For consistently perfect  
browning results.



fullSteam Plus  
Prepares food at up to 120°C  
and up to 50% faster than  
with fullSteam.



bakingSensor Plus and  
roastingSensor Plus  
Perfect baking and  
roasting results.

studioLine Ovens



**HS958GED1B**

Rs. 6,04,990

- 60cm height • Large capacity Oven with camera 71 l
- Individual Browning with camera
- Food recognition: Let your oven suggest the right programme for multiple dishes
- TFT Touch display Pro-color and graphics display with direct touch function
- 40 Hot Air
- Energy efficiency A 30%
- Full Steam functions with tap water connection
- roastingSensor Plus
- bakingSensor Plus
- cookControl Pro
- Appliance Dimensions (HxWxD): 59.5cm x 59.4cm x 54.8cm



**HS958GDD1**

Rs. 4,91,990

- 60cm height • Large capacity Combination Steam Oven 71 l
- TFT Touch display Pro-color and graphics display with direct touch function
- 40 Hot Air
- Energy efficiency A 30%
- Full Steam functions with tap water connection
- roastingSensor Plus
- bakingSensor Plus
- Appliance Dimensions (HxWxD): 59.5cm x 59.4cm x 54.8cm



**HB978GNB1B**

Rs. 3,32,990


- 60cm height • Large capacity oven 71 l
- TFT color and graphics display with direct touch function
- 40 Hot Air
- Energy efficiency A 30%
- display with direct touch function
- coolStart function
- Oven LED interior Light
- Telescopic call
- Appliance Dimensions (HxWxD): 59.5cm x 59.4cm x 54.8cm



**HB736G1B1**

Rs. 2,00,990

- 60cm height
- Large capacity oven 71 l
- TFT color and graphics display with direct touch function
- 4D Hot Air
- Energy efficiency A 30%
- coolStart function
- Oven interior LED light
- Appliance Dimensions (HxWxD): 59.5cm x 59.4cm x 54.8cm

**HJ852GYB01**

Rs. 1,35,000

- 60cm height
- 3l capacity oven 76 l
- LED Touchcontrol + 3D Hot Air
- 8 Heating methods
- 30 automatic programs
- ecoClean Plus program
- Energy efficiency A
- CoolTouch door + Child lock
- Appliance Dimensions (HxWxD): 59.5cm x 59.4cm x 54.8cm

**HS736G3B11**

Rs. 3,78,990

- 60cm height + Large capacity compact combination steam oven 71 l
- TFT colour and graphics display with direct touch
- 4D Hot Air + roastingSensor
- coolStart function
- softMow door
- Oven interior LED light on top
- Energy efficiency A - 30%
- Appliance Dimensions (HxWxD): 59.5cm x 59.5cm x 54.8cm

**CS736G1B1**

Rs. 2,78,990

- 45cm height + Large capacity compact combination steam oven 47 l
- TFT colour and graphics display with direct touch
- Energy efficiency A 30%
- 4D Hot Air + Full Steam Functions
- Add steam with low cooking functions
- coolStart function + softMow door
- Oven interior LED light on top
- Appliance Dimensions (HxWxD): 45.5cm x 59.5cm x 54.8cm

**HM778GNB11**

Rs. 3,84,990

- 60cm height + Large capacity combination microwave oven 67 l
- TFT colour and graphics display with direct touch
- 4D Hot Air
- roastingSensor
- coolStart function
- softMow door
- Oven interior LED light on top
- Energy efficiency A - 30%
- Appliance Dimensions (HxWxD): 59.5cm x 59.5cm x 54.8cm

**BE732L1B11**

Rs. 1,67,890

- 38cm height + Microwave oven with grill
- 21 l + TFT display with direct touch
- cookControl- 10 automatic cooking programmes
- Oven interior LED light
- Appliance Dimensions (HxWxD): 38.2cm x 59.4cm x 31.8cm

**BF722L1B11**

Rs. 1,45,990

- 38cm height + Microwave oven + 21 l + TFT display with direct touch
- cookControl- 7 automatic cooking programmes
- Oven interior LED light
- Appliance Dimensions (HxWxD): 38.2cm x 59.4cm x 31.8cm

**BE550LMR01**

Rs. 79,990

- 38cm height + Microwave oven with quartz grill
- 25 l + Push button door opening
- Rotary controls + Turntable 31.5cm
- 5 Microwave levels
- Appliance Dimensions (HxWxD): 38.2cm x 59.4cm x 38.8cm

**HZ327000**

baking stone, 25 x 330 x 375 mm, Suitable for oven cartage

For models: HB736G1B1, HB978GNB1B, HJ852GYB01

**HZ532010**

universal pan, 38 x 455 x 375 mm, non stick coating

For models: CS736G1B1, HB736G1B1, HB978GNB1B, HJ852GYB01, HM778GNB11, HS736G3B11, HS958G2D1B, HS958G2D1B

**HZ629070**


Air Fry &amp; Grill tray, 34 x 455 x 375 mm, dishwasher suitable

For models: CS736G1B1, HB736G1B1, HB978GNB1B, HJ852GYB01, HM778GNB11, HS736G3B11, HS958G2D1B, HS958G2D1B

**HZ631070**

baking tray, 30 x 455 x 375 mm, dishwasher suitable

For models: CS736G1B1, HB736G1B1, HB978GNB1B, HM778GNB11, HS736G3B11, HS958G2D1B, HS958G2D1B

**HZ634000**

wire shelf, 31 x 455 x 375 mm, dishwasher suitable

For models: HB736G1B1, HB978GNB1B, HJ852GYB01

**HZ664000**

wire shelf, 31 x 455 x 375 mm, stainless steel, dishwasher suitable, suitable for steam cooking

For models: CS736G1B1, HM778GNB11, HS736G3B11, HS958G2D1B, HS958G2D1B

**Unlock Culinary Inspiration**

Scan the QR code to explore a curated collection of quick, effortless recipes designed to bring out the best in your Siemens appliance.



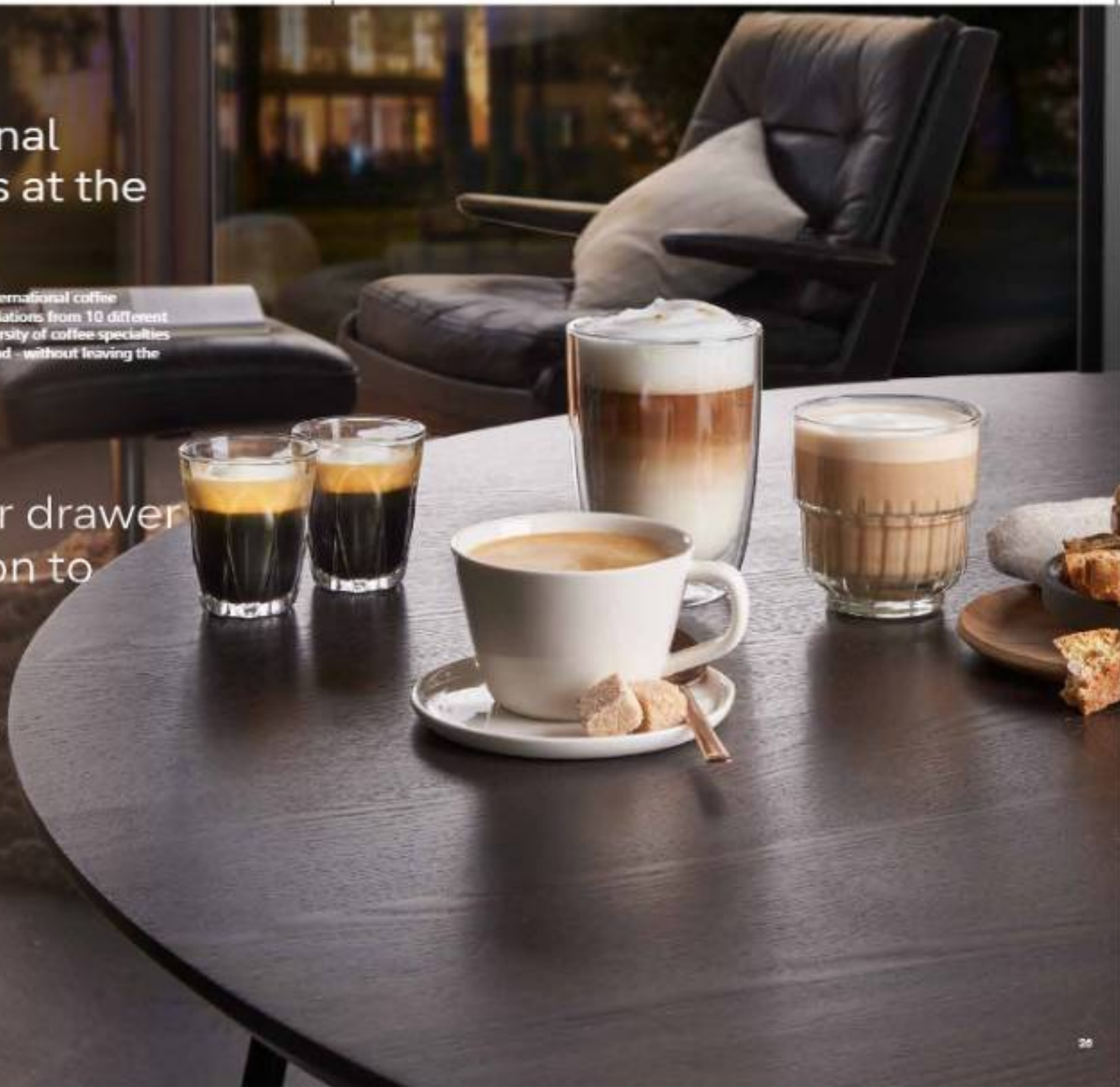
## Explore International Coffee Specialities at the Touch of a Button

The Siemens coffeeWorld brings the fantastic taste of international coffee specialities right into your home. With up to 21 coffee variations from 10 different countries, the Siemens coffeeWorld offers you a vast diversity of coffee specialities and lets you learn more about each beverage's background – without leaving the comfort of your home.

### Warmer Drawers

## A Siemens warmer drawer is the ideal addition to any kitchen

We know you believe in less ordinary kitchen experiences! So whether you are keeping food warm, preheating crockery, thawing delicate frozen foods or simply in need of extra storage space, a fully coordinated Siemens warmer or accessory drawer is a must-have for your kitchen. The iQ700 range also has a push and pull mechanism, so the door opens and closes with just a touch of a button.





## CT718L180

Rs. 3,83,500

- 45cm height • 10.1" Touchdisplay Pro
- Favorites: save up to 30 personalized beverages
- height adjustable beverage outlet
- one touch DoubleCup
- 2.4 l. removable water tank
- Appliance Dimensions (HxWxD):  
45.5cm x 59.4cm x 38.5cm



## BI710D181

Rs. 1,29,990

- 29cm height • Warmer drawer
- Max. loading espresso cups: 192 PC
- or Max. loading plates: 40 PC
- Push Pull mechanism
- Touch Control Illuminated
- Telescopic full extension rails
- Appliance Dimensions (HxWxD):  
29cm x 59.4cm x 54.8cm



## BI710C181

Rs. 1,22,990

- 14cm height • Warmer drawer
- Max. loading espresso cups: 64 PC
- or Max. loading plates: 12 PC
- Push Pull mechanism
- Touch Control Illuminated
- Telescopic full extension rails
- Appliance Dimensions (HxWxD):  
14cm x 59.4cm x 54.8cm



Refrigerators

# Intelligent cooling appliances for long lasting freshness

Siemens built-in cooling appliances provide the ultimate way to store food flexibly and correctly for optimum freshness.

From our smallest built-in fridge to our most impressive, each appliance brings you more freshness and convenience. Now you are finally able to combine Siemens cooling appliances exactly the way you want - with the right combinations for every individual requirement, taste and kitchen design.



**KIB1FHD30I**

Rs. 2,06,990

- Capacity 289L
- Built-in refrigerator
- Hyperfresh Plus box with humidity control
- Vegetable box
- FreshSense: Intelligent Sensor technology
- airtight filter with antibacteria
- SuperCooling
- Appliance Dimensions (HxWxD): 177.2cm x 55.8cm x 54.5cm

**GIB1NHD30I**

Rs. 2,69,090

- Capacity 212L
- Built-in freezer
- noFrost
- 5 transparent freezer drawers
- Vario Zone: Removable safety glass shelves for extra space
- Storage time in power failure: 72 h
- Appliance Dimensions (HxWxD): 177.2cm x 55.8cm x 54.5cm

**KIB6NSF30I**

Rs. 2,55,090

- Capacity 254 L
- Refrigerator Capacity: 187 L
- Freezer Capacity: 67 L
- Built-in refrigerator with Bottom Freezer
- Vegetable box
- FreshSense: Intelligent Sensor technology
- airtight filter with Anti Bacterial Protection
- Appliance Dimensions (HxWxD): 177.2cm x 55.8cm x 54.5cm

**KG56NCX41I**

Rs. 1,07,640

- Capacity 508L
- Freestanding Bottom Freezer
- Black Stainless Steel
- XXL Capacity • noFrost
- multiAirflow System
- hyperfresh • Bottle Rack
- Air Fresh Blue
- Appliance Dimensions (HxWxD): 191.0 cm x 70.0 cm x 80.0 cm

VIB No	Description	MRP
C10Z991	Handle set (2 pcs) for 8630* IC6 Design	7,690
C10Z910	Handle Stainless steel single IC6 Design	4,190
C18Z000	Stainless steel toe kick 18" wide	13,490
C18Z190	Stainless steel door panel 18" wide w/o handle R	31,390
C18Z690	Stainless steel door panel 18" wide w/o handle L	31,390
C30Z010	Stainless steel toe kick 30" fridge	19,890
C30Z201	Stainless steel toe kick 30" for 8m30	18,990
C30Z5E782	Stainless steel door panels 30" 2 Door w/o hand	39,590
C60Z000	Installation kit 5x5	10,080
C60Z200	Heating side kit 230V EU version	42,990
C60Z300	Door lock for RW 414 and RW 464	12,390
F124Z011	Stainless steel toe kick 24" Ice-Maker	17,290
F124Z990	Stainless steel door panel 24" w/o handle	21,290
F30Z990	Stainless steel door panel 30" w/o handle	25,890



# Upgrade your lifestyle with Siemens Dishwashers

## Zeolith®: A leap in super-efficient drying technology

Faster drying and lower energy consumption naturally

The dishwasher features a special container of Zeolith®, a mineral with the ability to absorb moisture and convert it into heat. It facilitates a faster drying process, which reduces time taken and energy consumed. This brings the energy consumption down to 0.73 kWh - the world's best energy consumption. Hence the Siemens dishwasher has been awarded the 'Innovative Prize for Climate and Environment' by the German government.

Lifelong drying The Zeolith® minerals are stored in the depths of the dishwasher and thanks to the regeneration process, it keeps on working for the entire lifetime of the dishwasher.



**Steam Assist**  
The First Step to the Highest  
Cleaning Performance.



**Automatic  
Filter Cleaning**  
Automatic Filter Cleaning  
For Excellent Results.



**Tested Hygiene**  
Quality Viruses + Bacteria  
Scientifically certified virus  
and bacteria protection.



### SN97YX01CI | Fully Integrated

Rs. 1,32,890

- 15 Place settings • Zeolith® drying Technology
- Home Connect® - IoT Enabled - Remote Access
- Integration with: Google / Alexa voice assistance, IFTTT, Fitbit/Apple/Android smart watches, etc.
- rackMatic - 3 Stage Height adjustable basket
- openArist - dryingArist • Special Glass Zone
- varioTinge - emotionLight • dosageArist
- IQdrive • Made in Germany
- Dimensions (HxWxD): 81.5 x 59.8 x 55 cm



### SN65HX01MI | Fully Integrated

Rs. 1,12,290

- 15 Place settings
- Home Connect® - IoT Enabled - Remote Access
- Integration with: Google / Alexa voice assistance, IFTTT, Fitbit/Apple/Android smart watches, etc.
- rackMatic - 3 Stage Height adjustable basket
- Pre treatment with steam • Self cleaning filter
- Stainless steel tub • Intolight - Blue • Additional Cutlery Drawer • IQdrive • Glass Zone • AquaSensor
- dosageArist • Detergent Automation
- Dimensions (HxWxD): 81.5 x 59.8 x 55 cm



### SN57Z500VI | Semi-Integrated

Rs. 1,79,690

- 15 Place settings • Zeolith® drying Technology
- Home Connect® - IoT Enabled - Remote Access
- Integration with: Google / Alexa voice assistance, IFTTT, Fitbit/Apple/Android smart watches, etc.
- rackMatic - 3 Stage Height adjustable basket
- Additional Cutlery Drawer • emotionLight
- Glass Care protection System • IQdrive
- aquaSensor • dosageArist
- Made in Germany
- Dimensions (HxWxD): 81.5 x 59.8 x 57.3 cm



### SN55HS01MI | Semi-Integrated

Rs. 1,33,990

- 15 Place settings
- Home Connect® - IoT Enabled - Remote Access
- Integration with: Google / Alexa voice assistance, IFTTT, Fitbit/Apple/Android smart watches, etc.
- rackMatic - 3 Stage Height adjustable basket
- Pre treatment with steam • Self cleaning filter
- Stainless steel tub
- Additional Cutlery Drawer • IQdrive • Glass Zone
- AquaSensor • dosageArist • Detergent Automation
- Dimensions (HxWxD): 81.5 x 59.8 x 55 cm



### SN25HI00MI | Silver Inox

Rs. 51,490

- 15 Place settings
- Home Connect® - IoT Enabled - Remote Access
- Integration with: Google / Alexa voice assistance, IFTTT, Fitbit/Apple/Android smart watches, etc.
- rackMatic - 3 Stage Height adjustable basket
- Pretreatment with steam • Intensive Zone • Stainless steel tub
- Touch Panel • Glass Zone • IQdrive • aquaSensor • dosageArist
- Dimensions (HxWxD): 84.5 x 60 x 60 cm



### SN25IW00KI | White

Rs. 59,290

- 14 Place settings
- Home Connect® - IoT enabled remote controlling & monitoring
- Integration with: Google / Alexa voice assistance, IFTTT, Fitbit/Apple/Android smart watches, etc.
- rackMatic - 3 stage basket - Adjustable upper rack
- Pretreatment with steam | Stainless steel tub
- Intensive Zone | Glass Care Protection System
- Detergent Automation • Speed on Demand
- Aqua Sensor, Load Sensor • Additional Top Shower
- Dosage Arist
- Dimensions (HxWxD): 84.5 x 60 x 60 cm



### SN25HI00KI | Silver

Rs. 62,290

- 14 Place settings
- Home Connect® - IoT enabled remote controlling & monitoring
- Integration with: Google / Alexa voice assistance, IFTTT, Fitbit/Apple/Android smart watches, etc.
- rackMatic - 3 stage basket - Adjustable upper rack
- Pretreatment with steam | Stainless steel tub
- Intensive Zone | Glass Care Protection System
- Detergent Automation • Speed on Demand
- Aqua Sensor, Load Sensor • Additional Top Shower
- Dosage Arist
- Dimensions (HxWxD): 84.5 x 60 x 60 cm



### SN256I01GI | Silver Inox

Rs. 52,690

- 13 Place settings
- varioSpeed option: Speedier dishwashers that reduce up to 60% of wash cycle time
- rackMatic - 3 Stage Height adjustable basket
- Glass Care protection System
- IQdrive • dosageArist
- aquaSensor
- Dimensions (HxWxD): 84.5 x 60 x 60 cm



### SN27Z100VI | Silver Inox

Rs. 1,24,090

- 15 Place settings
- Zeolith® drying technology
- Home Connect® - IoT Enabled - Remote Access
- Integration with: Google / Alexa voice assistance, IFTTT, Fitbit/Apple/Android smart watches, etc.
- rackMatic - 3 Stage Height adjustable basket
- Touch Panel • Glass Care protection System
- IQdrive • dosageArist • Made in Germany
- Dimensions (HxWxD): 84.5 x 60 x 60 cm



### SN15HI00MI | Silver

Rs. 94,490

- 15 Place settings
- Home Connect® - IoT - enabled remote control and monitoring
- Integration with: Google / Alexa voice assistance, IFTTT, Fitbit/Apple/Android smart watches, etc.
- rackMatic - 3 stage basket - Adjustable upper rack
- Pretreatment with steam • Intensive Zone • Stainless steel tub
- Self cleaning filter • Glass Zone • Detergent automation
- Speed on Demand • Additional top shower • Dosage Arist
- Dimensions (HxWxD): 84.5 x 60 x 60 cm



### SN256W01GI | White

Rs. 54,990

- 13 Place settings
- varioSpeed option: Speedier dishwashers that reduce up to 60% of wash cycle time
- Glass Care protection System
- IQdrive • dosageArist
- aquaSensor
- Dimensions (HxWxD): 84.5 x 60 x 60 cm

#### Terms & Conditions

- MRP is inclusive of all the taxes and duties
- Prices are subject to change without prior notice, prices applicable at the time of delivery shall be charged.

\*Please note that this product is only available in English and for the appliances installed in cities - Mumbai, Delhi NCR, Bangalore, Kolkata, Hyderabad, Chennai, Ahmedabad, Pune and Jaipur. \*All prices mentioned are an MRP.

Laundry solutions




#### Washer

Precision in every wash:  
German Engineering  
at its best.



**Steam refresh.**  
Quickly remove wrinkles and odors  
using steam — no need for a full wash.



**Anti-vibration.**  
Engineered for silent, steady performance  
even during high spin cycles.



**Durability and excellence.**  
Crafted with renowned German technology  
for long-lasting reliability.



**Anti-Stain Technology**  
Expertly removes stubborn stains  
like mud, oil, sweat, and tea.

#### Dryer

Fast. Reliable.  
100% dry in 60 minutes.

Less waiting, more living. Enjoy fully dried clothes in just  
one hour, designed to fit effortlessly into your routine.





**WG44A2Z0IN**  
9 kg | 1400 rpm | White

Rs. 59,990

- 60 ltr. Softcare Drum
- SmartFinish - 23 min Refresh III
- Newly Designed Softcare Paddles
- Pre-Treatment, Pre Soak + Pre Wash
- India Specific Stains Program
- Hygiene Program
- Water Perfect Plus with 256 Sensing Levels
- Extra Rinse function for Tangle Reduction
- Easy Iron function for Wrinkle Reduction
- Anti-Vibration Side Panels



**WG52A2ZPIN**  
10 kg | 1200 rpm | Dark Lake

Rs. 62,090

- 60 ltr. Softcare Drum
- SmartFinish - 23 min Refresh III
- Newly Designed Softcare Paddles
- Pre-Treatment, Pre Soak + Pre Wash
- India Specific Stains Program
- Hygiene Program
- Water Perfect Plus with 256 Sensing Levels
- Extra Rinse function for Tangle Reduction
- Easy Iron function for Wrinkle Reduction
- Anti-Vibration Side Panels
- \*Till stocks last.



**WG44A2ZSIN**  
9 kg | 1400 rpm | Silver Inox

Rs. 59,990

- 60 ltr. Softcare Drum
- SmartFinish - 23 min Refresh III
- Newly Designed Softcare Paddles
- Pre-Treatment, Pre Soak + Pre Wash
- India Specific Stains Program
- Hygiene Program
- Water Perfect Plus with 256 Sensing Levels
- Extra Rinse function for Tangle Reduction
- Easy Iron function for Wrinkle Reduction
- Anti-Vibration Side Panels



**WG34A20PIN**  
8 kg | 1400 rpm | Dark Lake

Rs. 59,990

- 53 ltr. Softcare Drum
- SmartFinish - 23 min Refresh III
- Newly Designed Softcare Paddles
- Pre-Treatment, Pre Soak + Pre Wash
- India Specific Stains Program
- Hygiene Program
- Water Perfect Plus with 256 Sensing Levels
- Extra Rinse function for Tangle Reduction
- Easy Iron function for Wrinkle Reduction
- Anti-Vibration Side Panels



**WG34A20SIN**  
8 kg | 1400 rpm | Silver

Rs. 59,990

- 53 ltr. Softcare Drum
- SmartFinish - 23 min Refresh III
- Newly Designed Softcare Paddles
- Pre-Treatment, Pre Soak + Pre Wash
- India Specific Stains Program
- Hygiene Program
- Water Perfect Plus with 256 Sensing Levels
- Extra Rinse function for Tangle Reduction
- Easy Iron function for Wrinkle Reduction
- Anti-Vibration Side Panels

\*Till stocks last.



**WP41G208IN**  
9 kg | Silver

Rs. 71,990

- Duo Tronic Sensors
- Auto Dry Technology
- 4 Different Drying Programs
- Iron Dry Function
- Touch LED Display
- Anti Crease
- Hygiene Plus
- Capboard Dry Function
- Super60 - Fast and Sensitive of small loads
- 15 min Shirts Programs



**WP41G200IN**  
9 kg | White

Rs. 71,990

- Duo Tronic Sensors
- Auto Dry Technology
- 4 Different Drying Programs
- Iron Dry Function
- Touch LED Display
- Anti Crease
- Hygiene Plus
- Capboard Dry Function
- Super60 - Fast and Sensitive of small loads
- 15 min Shirts Programs

Condenser Dryer



Warranty Information  
 • Standard Warranty - 3 years comprehensive & 10 years on motor  
 • Service - 24x7

Terms & Conditions

The prices are subject to change at any time and the prices apply across all the territories where we operate. The payment is not made on per country basis. All Service Brokers are to be paid with cash. All payments to be made in favour of ESH Homecare Appliances Manufacturing Pvt. Ltd. only.

Knowledge  
and expertise,  
when you need it,  
where you need it.



Knowledge and expertise only the manufacturer can provide.

Choosing a Siemens home appliance gives you access to an expert Customer Service Team who will always be there to help for the lifetime of your appliance. Whether it's replacement spare parts or accessories, our highly trained Siemens Customer Service staff are at hand for fast, expert and reliable advice and assistance.

Visit <http://www.siemens-home.bsh-group.com/en> for product information, downloadable brochures, videos, instruction manuals and FAQs.

Siemens was proud to bag the award for innovation in Customer Experience & Delight at the Global CX Summit Event among 30 other brands. At the 12th Edition CX strategy awards 2023, Siemens won the Customer Experience Team of the Year & Customer Experience and Leader of the Year amongst 50+ brands.

Our website



Expert advice



Accessories and cleaning products



Original replacement spare parts



Extended warranty options

Siemens Toll Free Helpline Number – 1800 209 1850

Customer Support Email Id – [service.in@siemens-home.bsh-group.com](mailto:service.in@siemens-home.bsh-group.com)

